


# The GAS GAUGE

Official newsletter of Ye Olde Car Club  
Club



Here is a sweet little 1937 Dodge 4 door sedan owned by Joe Kuhns from Kennewick. The picture doesn't show it but the color is a very interesting shade of green

FEB 2002



## HAPPY VALENTINES DAY



## CLUB OFFICERS

### Meeting a great success




The January monthly meeting was a great success in large part due to the offer of dining on

Martha's chili and corn bread of which there was plenty. There was also salad and desert. I can't forget to mention that Jim Mokler also brought some chili too. We Had 58 people show up, I hope that is an indication the interest in the club activities is picking up. The Minutes of the meeting are on page 2.



Our Vice President had some back surgery this month and is up and running again.



The Club Roster is being updated and reprinted. Please look at you roster and if any thing is wrong or if you have changed cars, telephone number, or E-mail address.

**Please, Please** CALL Dennis Jackson @ 547-0916 to make these changes. Also we are now putting pictures in our roster. Please tell Dennis when you call that you would like to have your picture in the roster. He will make arrangements to get the picture taken (he takes them himself) at no cost to you.



**Jim Mokler** would like to thank the following people for volunteering to help out with moving supplies from the warehouse to the gift shop at Kennewick General Hospital. Jeff Todd, Jack Yale, Roy Holmes, Dennis Jackson, Jerry Mokler, Eldon Reiman, and Rod Landby.

Thanks

Pres	Martha Shreve	582-7530
V.Pres	Ed Edwards	967-9361
Treas	Jim Vertrano	735-4248
Sec	Dennis Jackson	547-0916
Editor	Dennis Jackson	547-0916
Web	Scott Noga	

### BOARD OF DIRECTORS

Bob McClary	783-3622
Jim Mokler	735-2942
Bob Rupp	586-9731
Gary Stredwick	586-9676

### Inside this issue:

Points To Ponder	1
minutes	2
Birthdays and Anniversaries	3
Misc club info	
More on Moab	4
Moab education	5
Celebrity	6
Calendar of events	
Readers corner	7
Nothing but Address	8

A journey of a thousand miles starts with a broken fan belt or a leaky tire.



## JAN MINUTES

- **Martha** opened the meeting by saying she has a get well Ed and every one is welcome to sign it.
- Head count showed 58 people showed up.
- Martha greeted **new guest, Rod Landby and Don Meyers** every one introduced them selves.
- We have name tags available at no cost, and some tee shirts, Jackets, and patches to buy.
- Reminder that dues are due !
- Roster information needs update !
- Question as to weather we have a separate monthly meeting or hold meeting at monthly function. **Jack Yale** made motion to hold meeting at function. seconded by Jim Mokler. Voted on and passed.
- **Martha** reminded us about the Moab trip and offered some brochures to those who wanted them
- **Dave Underwood** talked about the swap meet and introduced **the new swap meet chairman Roy Holmes**. The swap meet will be May 4th. This is our 25th year holding the meet.
- **Jim Vetrano** gave the tres report. He also explained that it is very important that you supply receipts.
- **Bob McClary** was added to board of directors and **Jack Yale** was removed.
- A request from the editor for articles for the Readers Corner!
- The idea of pictures being included in the roster was entertained and left up to the individual.
- **Dick Chastain**, (owner of Nine to Nine Auto parts in Pasco), talked about

a new product for auto enthusiasts (see ad in this issue).

- **Rose Chastain** is up and about after her Knee Surgery. Had some complications. but is now on the road to recovery.
- **Roy Holmes** asked for volunteers to help with setting up the swap meet.
- **Ginger Vetrano** praised Martha for all the work she put forth for this meeting. The chili and fix-ens were great.

T  
H  
A  
N  
K  
S



## MORE ON MOAB

**Make reservations** for May 12th thru the 16th. We arrive on May the 12th and tours begin the 13th. We leave Moab on the 17th to return home. Call **1-800-831-6622** for reservations at the motel. Let them know you are with Ye Olde Car Club. The reservations are under Martha Shreve.

**Start planning now for our trip to Moab Utah May the 12th 2002**

## MISC CLUB INFO

Our Feb meeting will be a combined meeting with the "A" and the "T" clubs. It will be Held at the Pizza barn in Finley on Sun the 10th of Feb. The meeting will start at 1pm. Our guest speaker will be Bill Sheller who will tell us about the Freeze You Fanny Tour and the Ford Days celebration later this year

Martha has Outlined the year as to activities planed so far.

- Feb 10th Joint meeting at Pizza Barn
- Mar ? Freeze Your Fanny Tour
- Apr ? Tour to Lindens
- May 4th Swap Meet
- May 12th Moab Tour
- June ? Ford Days
- June ? Snake River Trip
- July 4th Parades
- Aug ? B-F Fair Parade, and Jacks place
- Sept ? Prosser States day
- Oct ? Elbe train trip
- Oct ? Apple Squeezin Trip
- Nov ? Farm machine light show
- Dec ? Christmas Party.

Just because we have tentatively planned something for every month, does not mean we can't do more than one thing in a month.

Think of some thing, and let's have some more fun this year.



- 10th Ray & Judee Gooding
- 10th Ken & Myrtle Nesbitt
- 14th Jim & Ginger Vetrano
- 19th Bob & Barbara Harman
- 10th Willie & Rachel Gould



- 1st Judy Oeder
- 1st Gary Stredwick
- 2nd Robert Gordon
- 4th Gayle Vance
- 4th Dixie Gilbert
- 6th Sally Rutherford
- 10th Grace Freemire
- 14th Jim vetrano
- 15th Dave Bergum
- 19th Carol Stafford
- 19th Grace Jackson
- 12th Dani Flanagan
- 25th Barbara Harman
- 27th Lorry Boyce
- 28th Theora Williams

**If any of this information is incorrect please let me know @ 547-0916 Or it will not be changed.**



MILES FROM OAB : 112.3

DRIVING TIME: 2 HOURS

ENTRANCE FEE


PARK HOURS: ALWAYS OPEN

VISITOR CENTER HOURS: 8 A.M. TO  
4:30 P.M. MOST DAYS

GEOLOGIC INFORMATION: COMB RIDGE, IN VIEW 12.6 MILES WEST OF THE TURN OF FROM HIGHWAY 191, IS THE SURFACE EXPRESSION OF A DEEPLY BURIED FAULT OR CRACK. OVER 50 MILLION TO 60 MILLION YEARS OLD, ONE SIDE OF THE FAULT HAS RIDDEN UPWARD AND THE GROUND SURFACE HAS BENT UPWARD IN RESPONSE.



Big bison, mammoth, giant sloths and Harrington's mountain goats, all of which are now extinct lived in the region during those cooler times. Snails and crustaceans also prospered in canyons that flowed with abundant water. Much of the evidence for these lives comes from pack rat middens which are the former homes and garbage dump, of these inveterate collectors. Pack rats live in the same area for generations and can accumulate a treasure trove of items that once grew near their midden. When ecologists investigate these middens, some of which record over 15,000 scars of occupancy, they find Douglas fir needles, crustaceans and bone fragments, from small animals like rodents, birds, and lizards. Since the middens are rich in organic material, they are easily dated and provide a clear record of what plants and animals once inhabited the region. The cooler Ice Age climate also allowed trees to grow at lower elevations than they do today. Most of the Douglas fir and



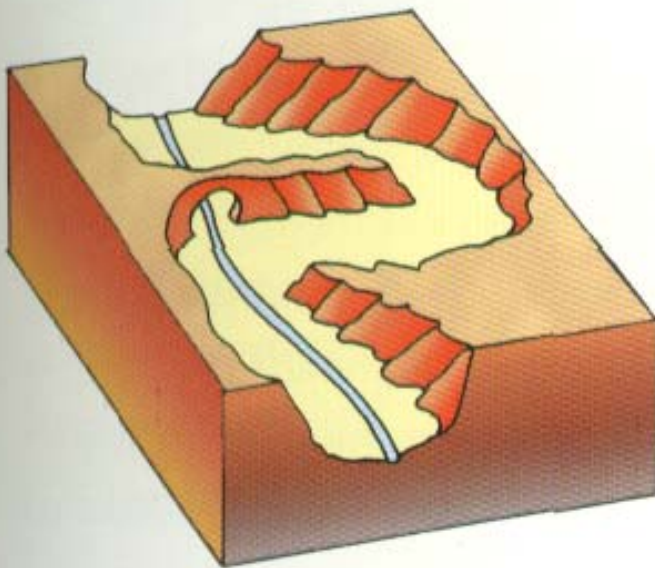
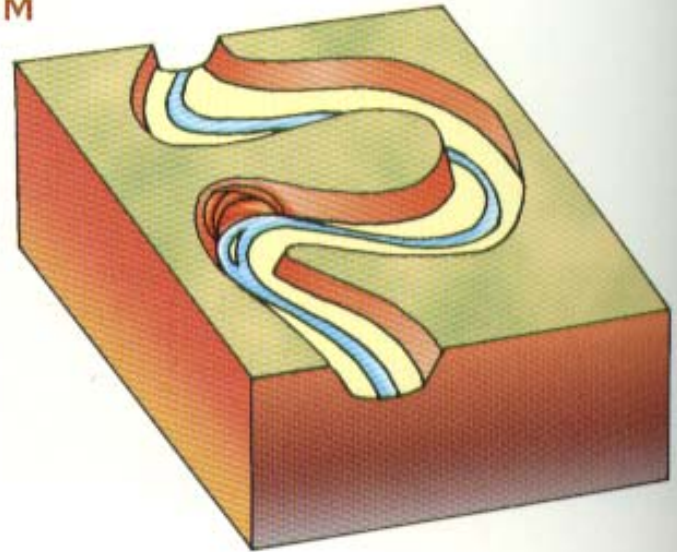
limber pine, which once thrived in this canyon system, have now retreated to nearby mountains because they cannot tolerate the desert dryness. Though all the Ice Age animals are gone, some of these trees (or at least their descendants) still remain. Douglas fir, which tower over the nearby pinyon and juniper, grow in protected microclimates generally tucked under north-facing walls. In these shaded oases the ground stays moist longer and the air cooler. Walking by one of these stands is like stepping back in time to the last Ice Age.

# MOAB EDUCATIONAL PAGE

Sipapu Overlook offers the best spot at the national monument to see how bridges form. As in the formation of arches, water is the agent of erosion in bridges, but in bridge formation moving water not standing or seeping water erodes the opening.

Prior to the cutting of Sipapu Bridge, a stream flowing through White Canyon traveled around the large butte on the side of the bridge closest to you. As we watch the slow gentle flow of water in the canyon it might seem that such a trickle could never cut through a massive wall of rock. This stream has not always been so languid

## HOW BRIDGES FORM



Water flowed vigorously in the canyon 15,000 years ago during the last Ice Age. This greater volume of water combined with periodic flash flooding, a common occurrence in White Canyon even today bears the primary responsibility for cutting through the sandstone. The flowing water buffering the sandstone butte eventually wore a hole through it and then continued to increase the size of the opening. Other gravitational events such as flaking and spalling contribute to the on-going erosion of the bridges underside. In time the span will become thin enough to collapse.

Everyone probably knew all of this, but I thought it was kinda interesting!





THE SECRETARY OF THE INTERIOR  
WASHINGTON

SEP 20 2001

Mr. David M. Nelson  
1547 Standing Elk Trail  
Couer d'Alene, Idaho 83814

Dear Mr. Nelson:

It is my pleasure to appoint you to the Bureau of Land Management's Upper Columbia-Salmon Clearwater Resource Advisory Council for the term ending September 20, 2004.

The Council provides advice to the Bureau's Upper Columbia-Salmon Clearwater District Manager regarding the management of public lands within the Council's jurisdiction as specified in its charter. The Council is solely advisory in nature. A copy of the Council's charter is enclosed for your information.

The Council will generally meet two to four times a year, but in no case will it meet less than once each year. As a member of the Council, you will serve without compensation, but you will be reimbursed for travel and per diem expenses at current government rates when you are on Council business. The Upper Columbia-Salmon Clearwater District Manager will contact you shortly regarding the Council's future meetings and other activities.

I would like to express my deep appreciation for your willingness to commit your time and expertise to the Council. I look forward to your active participation.

Sincerely,

Gale A. Norton

Enclosure

## ANOTHER CELEBRITY

John Nelson is very proud of his son David for being appointed to this position. We extend to both him and his son a hearty congratulations.



Any one else have someone to brag about Please call the editor at 547-0916

## Calendar of events for the month of Jan


- **Every Wed morn breakfast** at the new IHOP restaurant on Canal Drive. Time 8am. No admission. (ha-ha)
- **February's monthly meeting** will be held on Sunday the 10th of Feb at the pizza Barn in Finley. This will be a combined meeting with the "A" Club and the "T" Club. The meeting will start at 1pm and the guest speaker will be Bill Sheller who will tell us about the Freeze Your Fannie Tour and the Ford Days Celebration.
- **Any time of the month**, anything you think we might have fun doing.

# Readers corner

Here is the solution to last months cross-word puzzle. If you have any questions about the answers please contact John Nelson @ 946-6100

The ad below is for a new product on the market that Richard Chastain (owner of Nine to Nine Auto) thinks might be the greatest thing since the wheel. If you buy it, and that's what he wants you to do, please tell him how satisfied you are with it.

If any one else has tried a new product that they think other club members might be interested, in please call me at 547-0916 and let me know. I will pass it on in the newsletter



**McKanica**  
**POWER CAN**  
"At last a silicone dispenser that stops silicone hardening in the tube"  
Finger tip control  
**The Installers Choice**

**McKanica**  
**POWER CAN**  
**AUTOMOTIVE SILICONES**  
Oxygen sensor safe  
Resistant to oil, water & antifreeze mixture  
Meets O.E.M. specs.

**POWER CAN**  
**How it works**  
Power can is an aerosol fitted with a Patented Pressure Valve System that allows for easy steady flow. It also prevents the silicone hardening in the aerosol between use.

- 1) Finger tip control lever
- 2) Propellant expands and forces piston up
- 3) Silicone forced through open valve
- 4) Release finger tip pressure to close valve
- 5) Ensures gas separated from silicone
- 6) Silicone forced up closes valve
- 7) Safety screw valve lock to keep silicone airtight in storage between use
- 8) Removable nozzle for efficient cleaning, if the nozzle is blocked with hard silicone

**Directions for use**

- 1) Remove tamper proof tab from pressure valve.
- 2) Open black pressure valve, this action will release trigger.
- 3) To release silicone press trigger down, then apply even bead to surface.
- 4) After use close black screw pressure valve to protect silicone from going hard in aerosol and replace cap.



**Dedicated to  
Having fun with the past**

**Official newsletter of Ye Olde Car Club**

Ye Olde Car Club of Tri-Cities, Inc.  
P.O. Box 6873  
Kennewick, Wa. 999336-0601

Phone: 509-547-0916  
Email: djacks2@msn.com

**[** We are on the Web  
[www.yocc.org](http://www.yocc.org) **]**

